MATHEMATICS · GRADES 4-6

Angle identification

Difficulty level: Intermediate

Mathematics: Grades 4-6

This document was made by AI and there may be mistakes. If a question or answer looks wrong, use the Flag a mistake button to let Brett know so he can fix it.

Overview of the concept

This is how you name the turn between two lines. It might be the corner of a roof, the slope of a ramp, or the direction you turn at a street corner. Naming the angle correctly is the first step to measuring it or working with it, because you cannot solve a problem about an angle you cannot describe.



Rule

Angle identification: name an angle by how wide its opening is. Smaller than a right angle is acute, a square corner is a right angle of 90 degrees, and wider than a right angle is obtuse. A straight line makes a straight angle of 180 degrees.

The square mark at the corner shows the lines are perpendicular, so the angle is a right angle.

© 2026 Brett Robbins. All Rights Reserved.

Worked examples

EXAMPLE 1

Q Name the angle in this corner: two lines meet at a right-angle corner

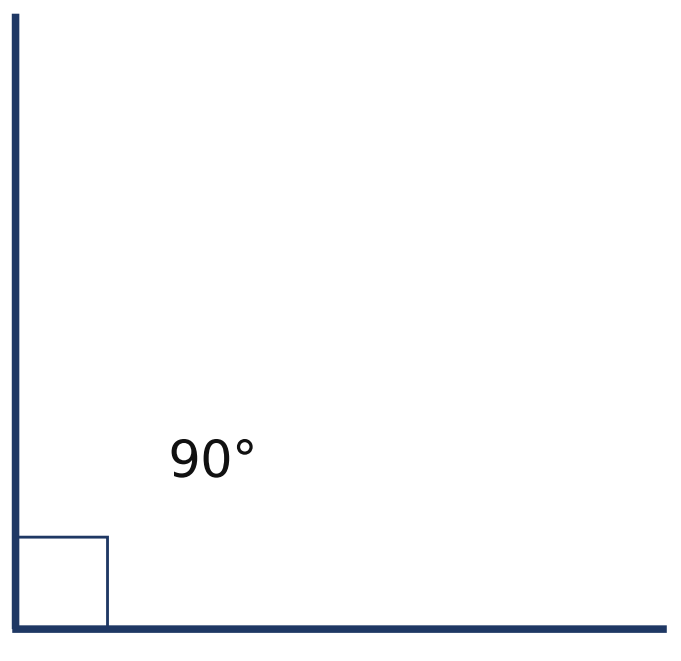

SOLUTION

A right angle: 90 degrees

Look at the corner where the two lines meet.

The two lines meet squarely, at 90 degrees to each other.

That is a right angle, 90 degrees.

© 2026 Brett Robbins. All Rights Reserved.

EXAMPLE 2

Q Name the angle that is smaller than a right angle

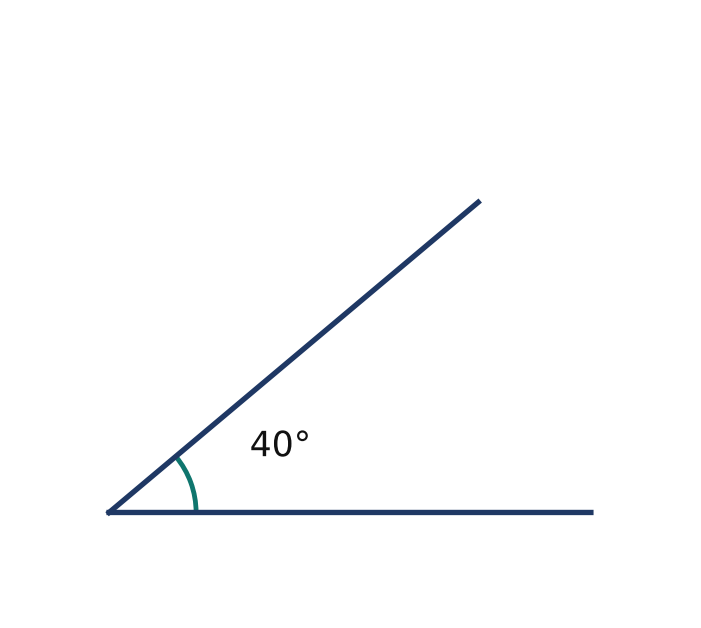

SOLUTION

Look at how wide the opening between the lines is.

It is narrower than a square corner.

An angle smaller than 90 degrees is called acute.

© 2026 Brett Robbins. All Rights Reserved.

Practice questions

1 A book page has a square corner. The diagram shows the angle at the corner, with a small mark. Name the angle.



- **A** An acute angle
- **B** A right angle
- **C** An obtuse angle
- **D** A straight angle

Understand It with Pulse | Flag a mistake

© 2026 Brett Robbins. All Rights Reserved.

2 A door is open a little. The diagram shows the angle between the door and the wall. Name the angle.

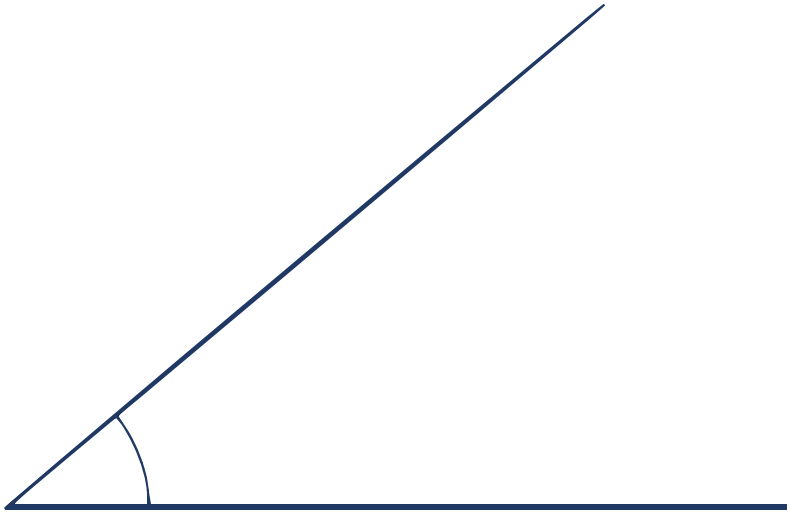

- **A** An acute angle
- **B** A right angle
- **C** An obtuse angle
- **D** A straight angle

Understand It with Pulse | Flag a mistake

© 2026 Brett Robbins. All Rights Reserved.

3

A laptop screen is tilted back. The diagram shows the angle between the screen and the base. Name the angle.



A An acute angle

B A right angle

C An obtuse angle

D A straight angle

Understand It with Pulse

Flag a mistake

© 2026 Brett Robbins. All Rights Reserved.

4 **The diagram shows a straight line with a half-circle arc at the midpoint. Name the angle.**

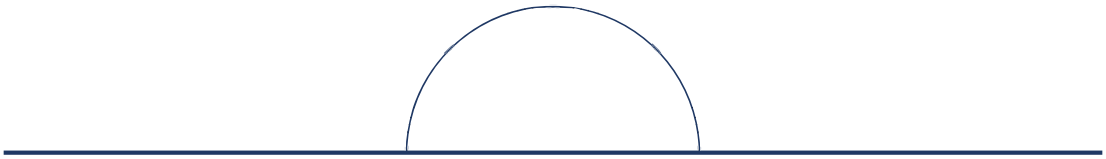

- **A** An acute angle
- **B** A right angle
- **C** An obtuse angle
- **D** A straight angle

Understand It with Pulse | Flag a mistake

© 2026 Brett Robbins. All Rights Reserved.

5 The hands of a clock make a narrow angle. The diagram shows the angle. Name the angle.

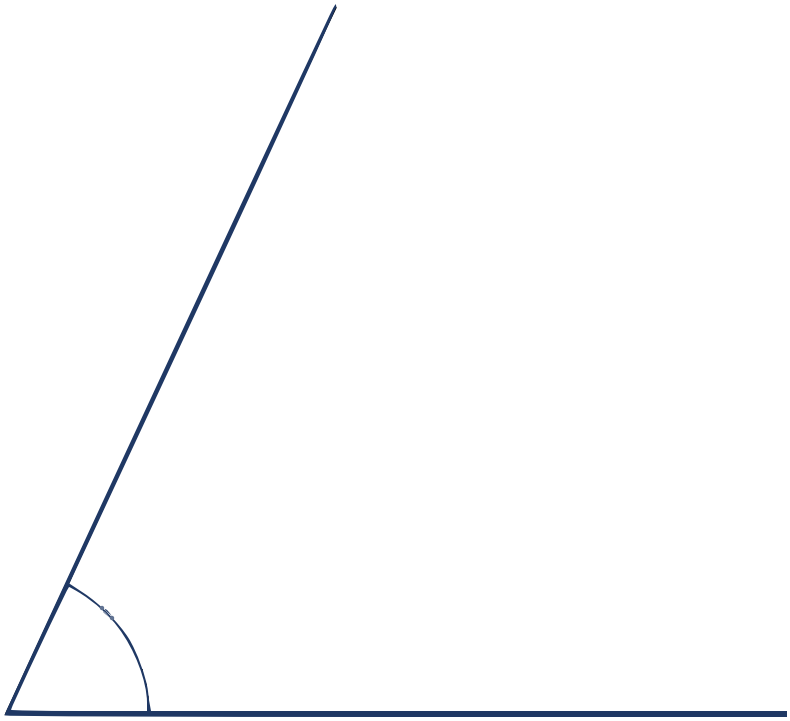

- **A** An acute angle
- **B** A right angle
- **C** An obtuse angle
- **D** A straight angle

Understand It with Pulse | Flag a mistake

© 2026 Brett Robbins. All Rights Reserved.

6

A door opens to a corner that is exactly square. What is that angle called?

A An acute angle

B A right angle

C An obtuse angle

D A straight angle

Understand It with Pulse | Flag a mistake

7

An angle is obtuse. Which of these could its size be?

45 degrees

90 degrees

135 degrees

180 degrees

Understand It with Pulse | Flag a mistake

© 2026 Brett Robbins. All Rights Reserved.

8

Why is an angle of 89 degrees acute and not obtuse?

A. Obtuse means less than 90 degrees, and 89 is less

B. Acute means more than 90 degrees, and 89 is more

C. Acute means less than 90 degrees, and 89 is less

D. Obtuse means more than 90 degrees, and 89 is more

Understand It with Pulse

Flag a mistake

© 2026 Brett Robbins. All Rights Reserved.

9 **The diagram shows four angles labelled A, B, C and D. Which angle is a right angle?**

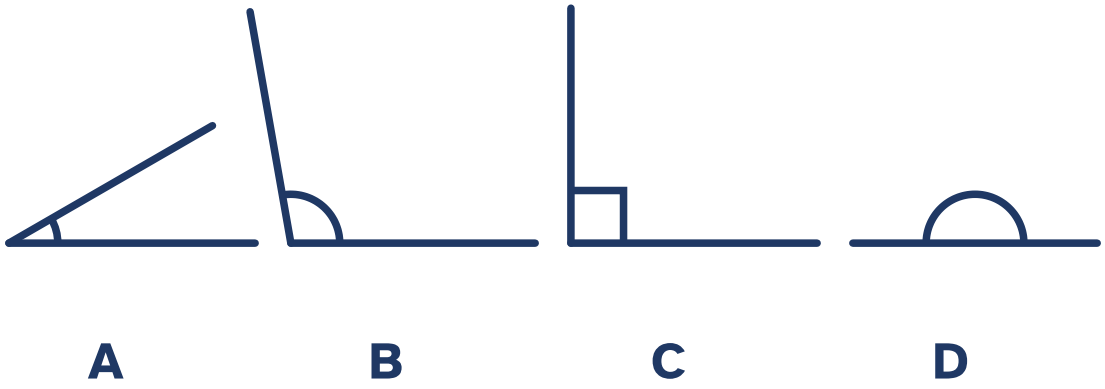

- A Angle A
- B Angle B
- C Angle C
- D Angle D

Understand It with Pulse | Flag a mistake

© 2026 Brett Robbins. All Rights Reserved.

10 The diagram shows four angles labelled A, B, C and D. Which angle is obtuse?

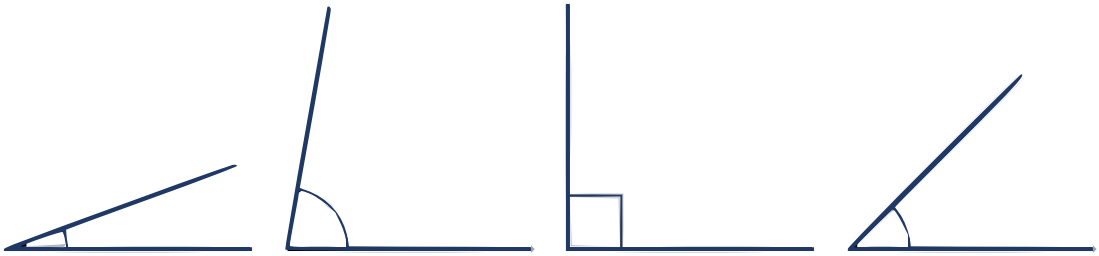

A B C D

- **A** Angle A
- **B** Angle B
- **C** Angle C
- **D** Angle D

Understand It with Pulse | Flag a mistake

© 2026 Brett Robbins. All Rights Reserved.

ANSWER KEY

1. A right angle

2. An acute angle

3. An obtuse angle

4. A straight angle

5. An acute angle

6. A right angle

7. 135 degrees

8. Acute means less than 90 degrees, and 89 is less

9. Angle C

10. Angle B

© 2026 Brett Robbins. All Rights Reserved.