MATHEMATICS · KINDERGARTEN TO GRADE 3

Identifying fractions in pictures

Difficulty level: Easy

Mathematics: Kindergarten to Grade 3

This document was made by AI and there may be mistakes. If a question or answer looks wrong, use the Flag a mistake button to let Brett know so he can fix it.

Overview of the concept

This is how you read a fraction from a picture, like counting how many slices of a pie are left to see what share remains. A picture of a divided shape shows the fraction directly, and learning to read it is how fractions stop being abstract and start being something you can see. You use it when you look at a pie chart, check how much of a pizza is left, or read a diagram that shows part of a tank, a field, or a budget.



Rule

Reading a fraction from a picture: the bottom number is how many equal parts the whole is cut into, and the top number is how many of those parts are shaded.

Count the equal parts first, then count the shaded parts, and the fraction is shaded over total.

© 2026 Brett Robbins. All Rights Reserved.

Worked examples

EXAMPLE 1

Q A bar is cut into 4 equal parts and 3 parts are shaded. What fraction is shaded?



SOLUTION

This is a read-the-fraction question, and the one rule to remember is: the bottom number counts all the equal parts, the top number counts the shaded parts.

The bar is cut into 4 equal parts, so the bottom number is 4.

3 parts are shaded, so the top number is 3. The shaded fraction is $\frac{3}{4}$

© 2026 Brett Robbins. All Rights Reserved.

EXAMPLE 2

Q A bar is cut into 3 equal parts and 2 parts are shaded. What fraction is shaded?



SOLUTION

Count all the equal parts first: 3 parts, so the bottom number is 3.

Count the shaded parts: 2, so the top number is 2.

The shaded fraction is $\frac{2}{3}$

© 2026 Brett Robbins. All Rights Reserved.

Practice questions

1 A bar is cut into 5 equal parts and 1 part is shaded. What fraction is shaded?



A $\frac{5}{1}$

B $\frac{1}{4}$

C $\frac{1}{5}$

D $\frac{1}{6}$

Understand It with Pulse | Flag a mistake

© 2026 Brett Robbins. All Rights Reserved.

2 A bar is cut into 6 equal parts and 5 parts are shaded. What fraction of the bar is NOT shaded?



A $\frac{5}{6}$

B $\frac{1}{6}$

C $\frac{6}{5}$

D $\frac{1}{5}$

Understand It with Pulse | Flag a mistake

© 2026 Brett Robbins. All Rights Reserved.

3 A circle is cut into 2 equal parts and 1 part is shaded. If one more part were shaded, what fraction would be shaded?

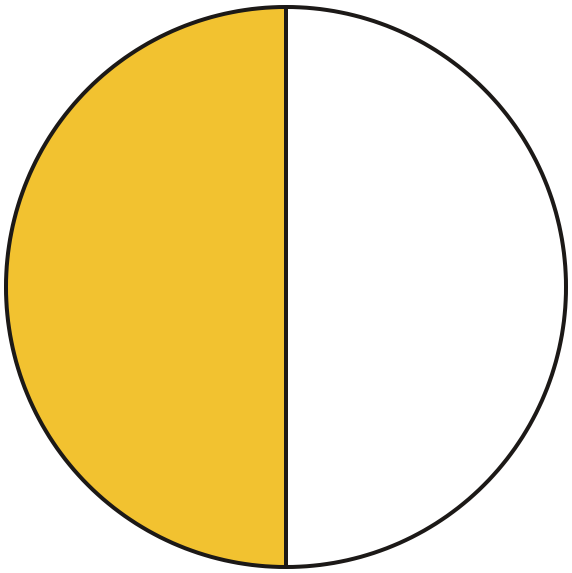

A $\frac{1}{2}$

B $\frac{2}{2}$

C $\frac{1}{3}$

D $\frac{2}{3}$

Understand It with Pulse | Flag a mistake

© 2026 Brett Robbins. All Rights Reserved.

4 A rope is cut into 4 equal parts and 2 parts are shaded. How many parts of the rope are NOT shaded?



A 1

B 2

C 3

D 4

Understand It with Pulse

Flag a mistake

© 2026 Brett Robbins. All Rights Reserved.

5 A bar is cut into 8 equal parts and 3 parts are shaded. How many more parts would need to be shaded for half the bar to be shaded?



A 1

B 2

C 3

D 5

Understand It with Pulse

Flag a mistake

© 2026 Brett Robbins. All Rights Reserved.

6 There are 6 balls. 2 of them are red. What fraction of the balls are red?

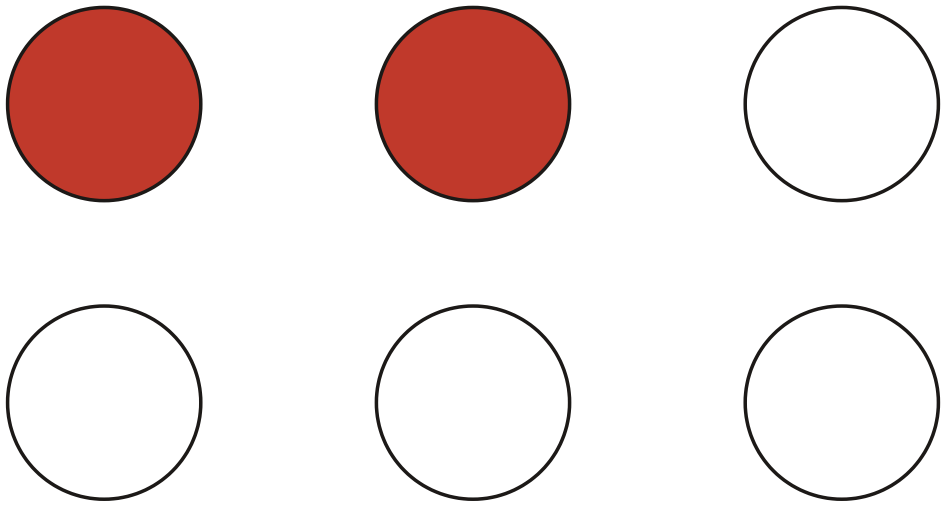

A $\frac{6}{2}$

B $\frac{4}{6}$

C $\frac{2}{6}$

D $\frac{2}{5}$

Understand It with Pulse | Flag a mistake

© 2026 Brett Robbins. All Rights Reserved.

7 A bar is cut into 6 equal parts. The shaded fraction is $\frac{4}{6}$. How many parts are shaded?

Understand It with Pulse | Flag a mistake

8 A shape is cut into 4 parts, but the parts are NOT equal. Can you name a fraction for one part?



A Yes

B No

Understand It with Pulse | Flag a mistake

© 2026 Brett Robbins. All Rights Reserved.

9

Three bars are the same length:
Bar A is in 4 parts with 2 shaded
Bar B is in 8 parts with 3 shaded
Bar C is in 6 parts with 4 shaded
Which bar has the most shaded?

A



B

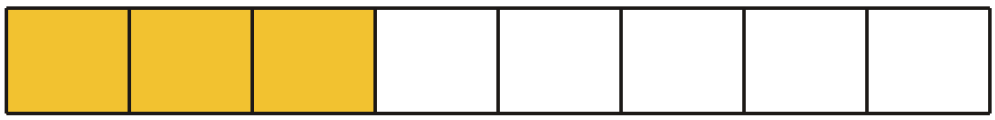

C



A Bar A

B Bar B

C Bar C

Understand It with Pulse

Flag a mistake

© 2026 Brett Robbins. All Rights Reserved.

10 **Which one is not one half of a bar shaded?**

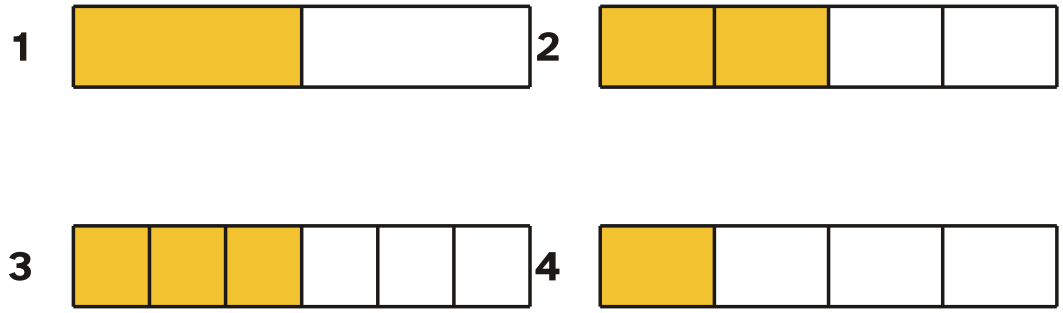

A $\frac{1}{2}$ of a bar shaded

B $\frac{2}{4}$ of a bar shaded

C $\frac{3}{6}$ of a bar shaded

D $\frac{1}{4}$ of a bar shaded

Understand It with Pulse | Flag a mistake

© 2026 Brett Robbins. All Rights Reserved.

ANSWER KEY

1. $\frac{1}{5}$

2. $\frac{1}{6}$

3. $\frac{2}{2}$

4. 2

5. 1

6. $\frac{2}{6}$

7. 4

8. No

9. Bar C

10. $\frac{1}{4}$ of a bar shaded

© 2026 Brett Robbins. All Rights Reserved.