MATHEMATICS · GRADES 4-6

# Plotting ordered pairs

### Difficulty level: Intermediate

### Mathematics: Grades 4-6

This document was made by AI and there may be mistakes. If a question or answer looks wrong, use the Flag a mistake button to let Brett know so he can fix it.

## *Overview of the concept*

This is how you put a point exactly where it belongs on a map or a graph, like finding a seat in a theatre from its row and seat number. A theatre seat is found by its row first and its seat number second, and a point on a map works the same way, with one number telling you how far across and one telling you how far up. A treasure map, a seating chart, and a street grid all use the same idea. Two numbers are all it takes to pin down any spot.



## *Rule*

**In an ordered pair (x, y), the first number tells how far across and the second tells how far up.**

Start at the origin (0, 0), move across first along the x-axis, then move up along the y-axis, and mark the point.

© 2026 Brett Robbins. All Rights Reserved.

## Worked examples

EXAMPLE 1

**Q** Plot (4, 3)

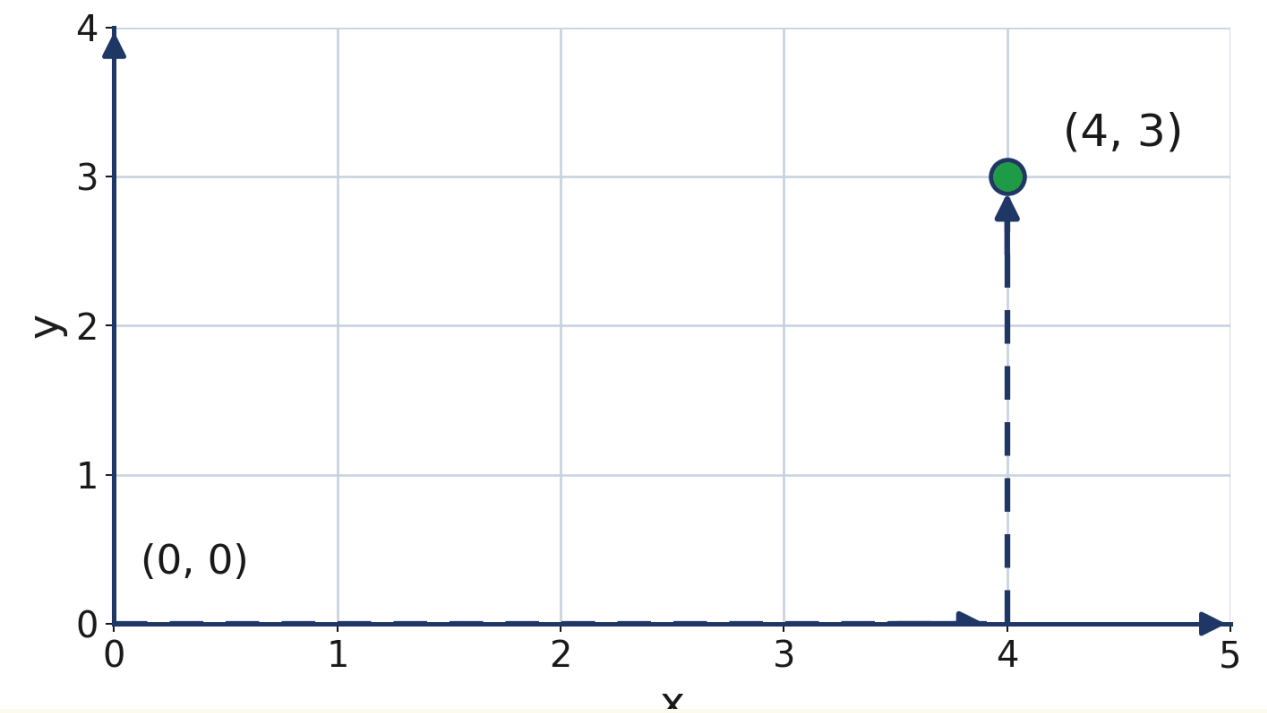


### SOLUTION

Start at the origin (0, 0).

Move across 4 along the x-axis.

Move up 3 along the y-axis and mark the point.

© 2026 Brett Robbins. All Rights Reserved.

EXAMPLE 2

## Q Plot (1, 5)

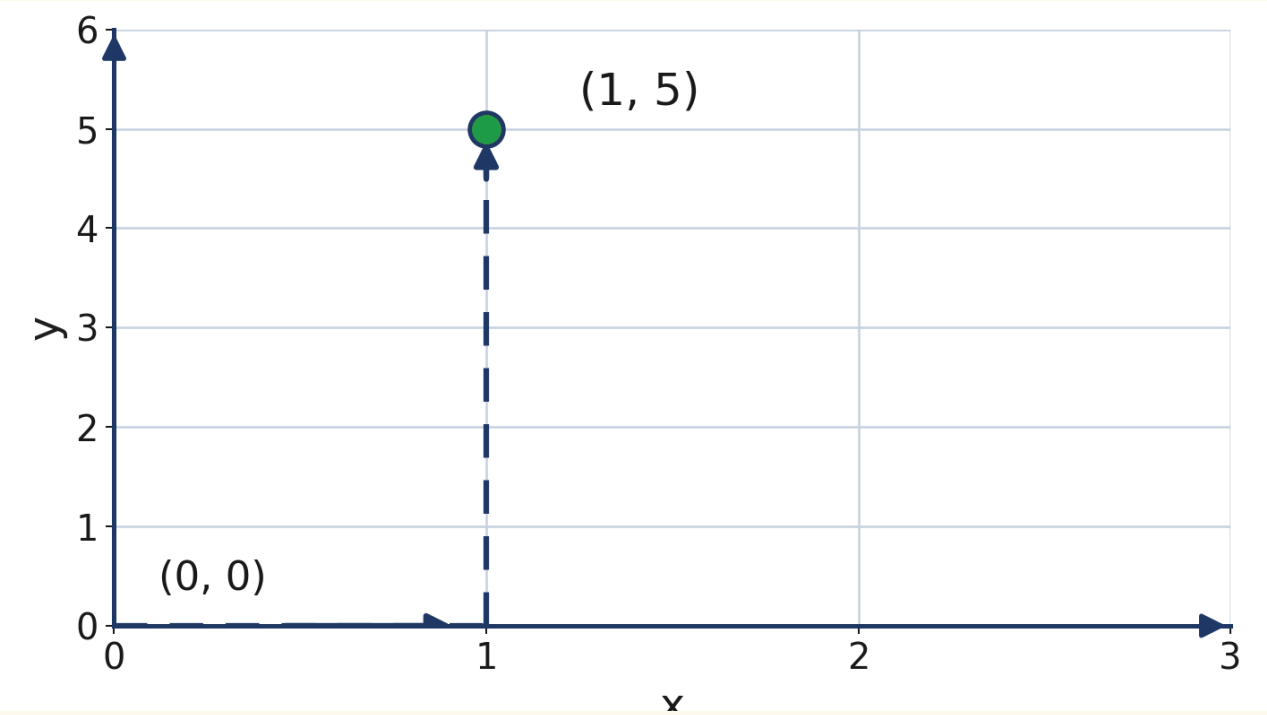


### SOLUTION

Start at the origin (0, 0).

Move across 1 along the x-axis.

Move up 5 along the y-axis and mark the point.

© 2026 Brett Robbins. All Rights Reserved.

## Practice questions

**1** Point A is marked on the grid. What are its coordinates?

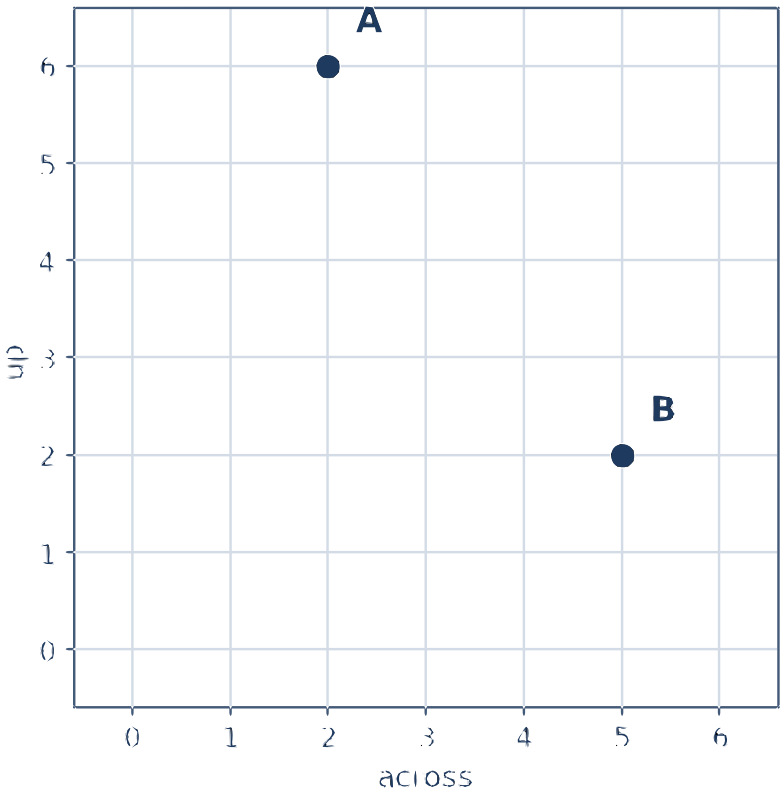


A (2, 6)

B (6, 2)

C (2, 5)

D (5, 2)

Understand It with Pulse  Flag a mistake

© 2026 Brett Robbins. All Rights Reserved.

**2** **Point B is marked on the grid. Which number tells you how far up?**

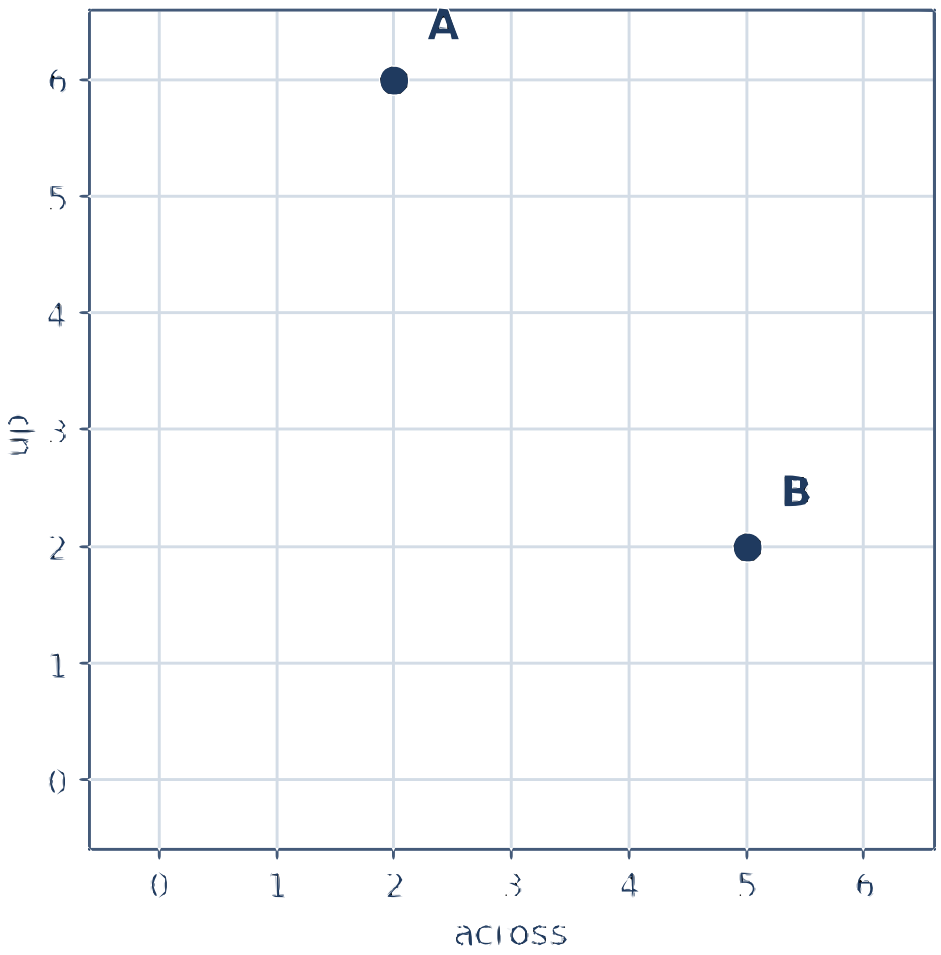


A 2

B 5

C 3

D 0

Understand It with Pulse | Flag a mistake

© 2026 Brett Robbins. All Rights Reserved.

**3** Which point is at (6, 4)?

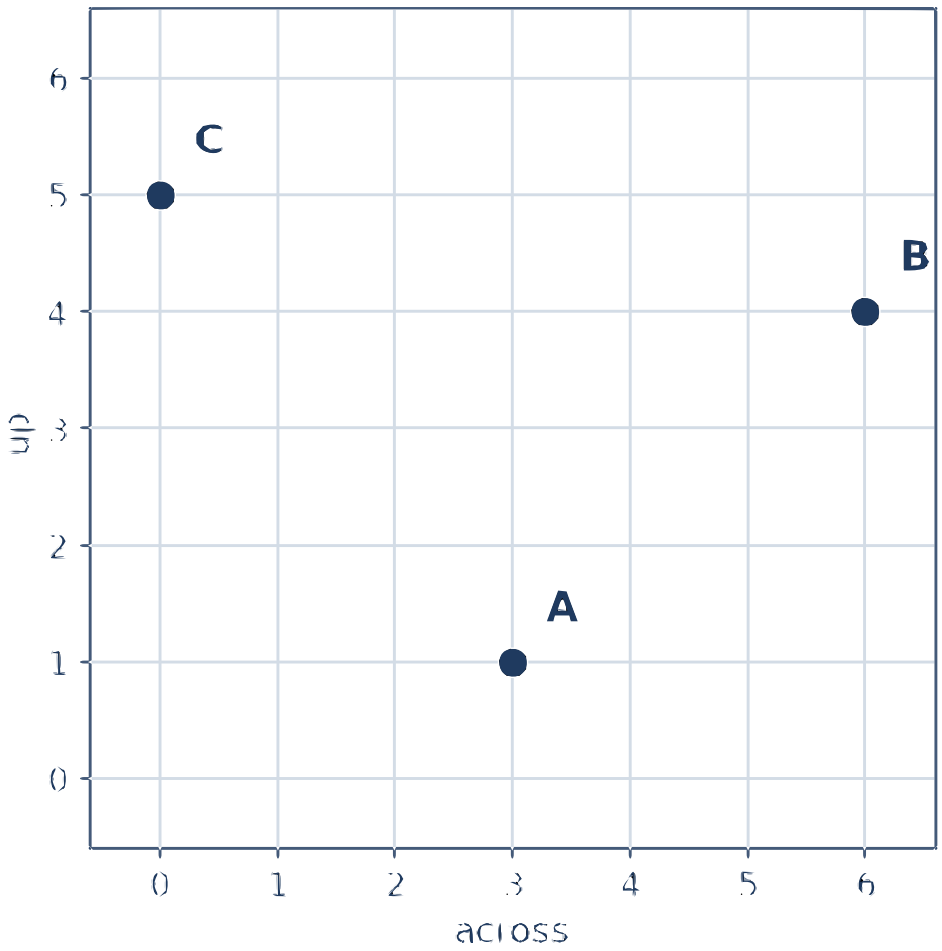


A A

B B

C C

D D

Understand It with Pulse

Flag a mistake

© 2026 Brett Robbins. All Rights Reserved.

**4** Ana plots the point 3 across and 4 up as (4, 3). What should she have written?

A (5, 4)

B (3, 4)

C (3, 5)

D (4, 4)

Understand It with Pulse

Flag a mistake

© 2026 Brett Robbins. All Rights Reserved.

**5** **Which point lies where the across number equals the up number?**

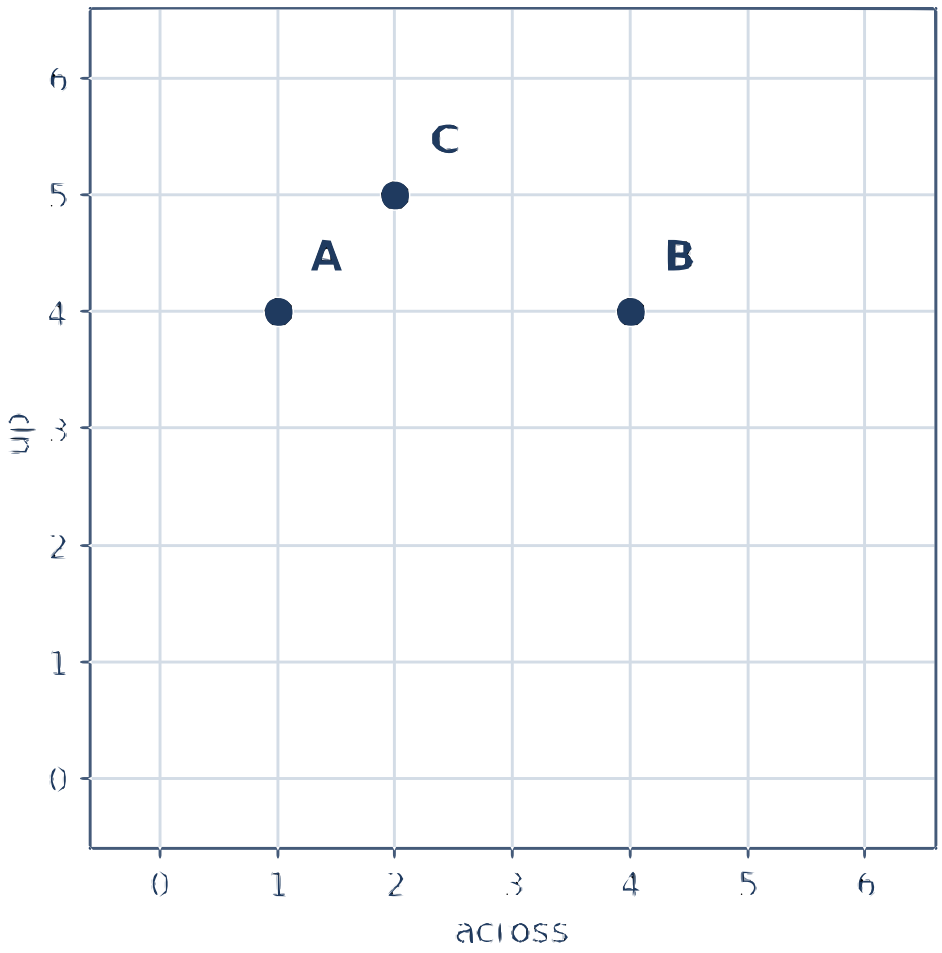


A A

B B

C C

D D

Understand It with Pulse

Flag a mistake

© 2026 Brett Robbins. All Rights Reserved.

6

## Which point is 2 across and 5 up?

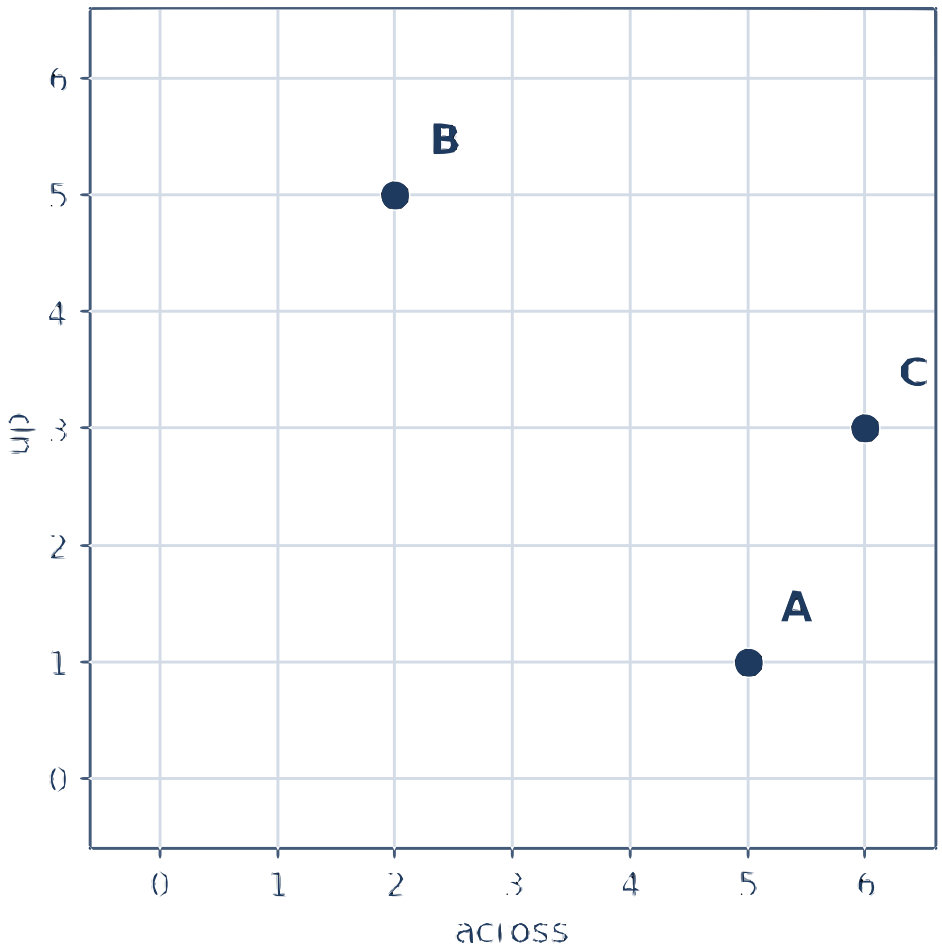


A A

B B

C C

D D

Understand It with Pulse

Flag a mistake

© 2026 Brett Robbins. All Rights Reserved.

**7** A treasure is marked X on the grid. If it moves 2 steps left, what are its new coordinates?

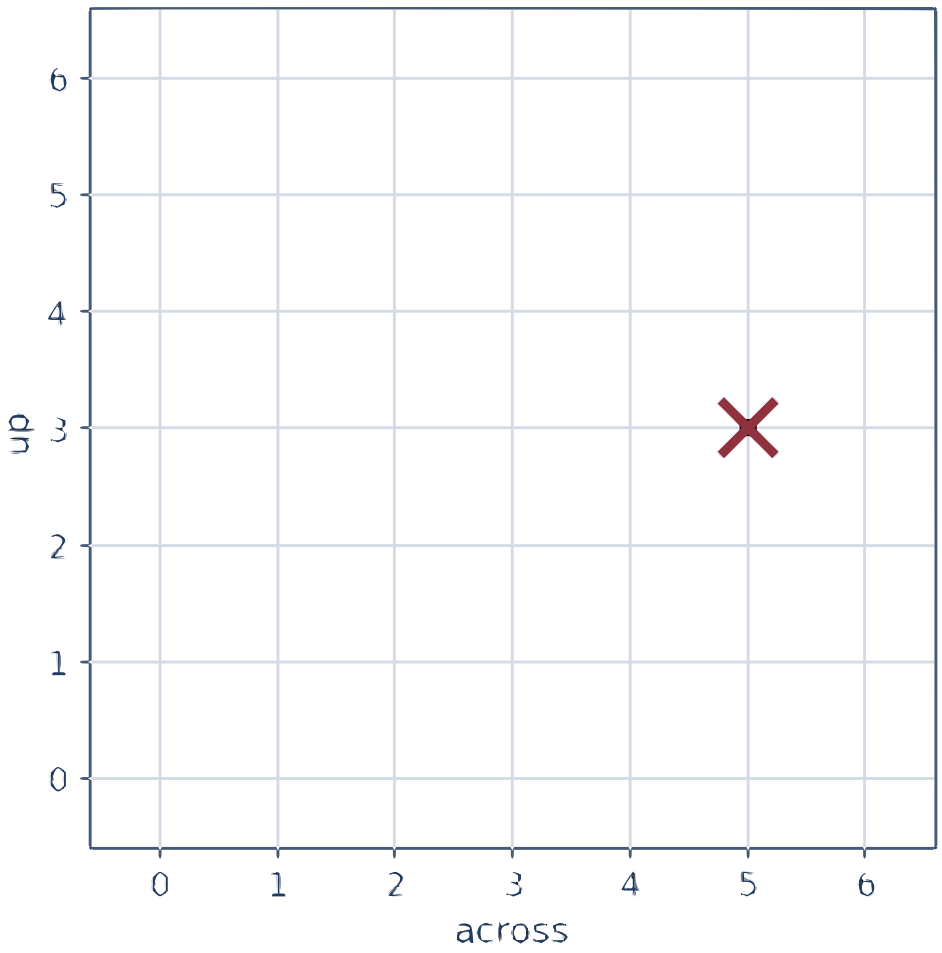


- **A** (3, 3)
- **B** (7, 3)
- **C** (5, 1)
- **D** (5, 5)

Understand It with Pulse | Flag a mistake

© 2026 Brett Robbins. All Rights Reserved.

8

## A point has coordinates (2, 6). How many steps across and how many steps up is it?

A 2 across and 6 up

B 6 across and 2 up

C 2 across and 2 up

D 6 across and 6 up

Understand It with Pulse

Flag a mistake

© 2026 Brett Robbins. All Rights Reserved.

## 9 Which point is furthest up on the grid?

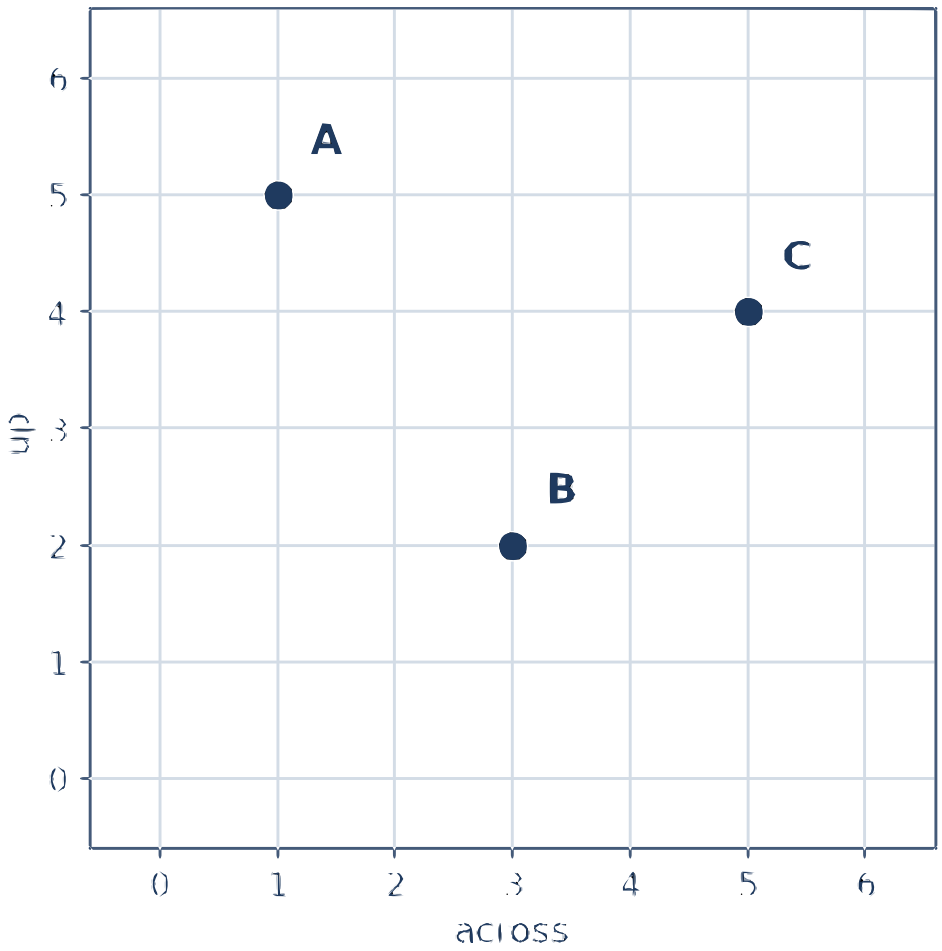


A A

B B

C C

D D

Understand It with Pulse

Flag a mistake

© 2026 Brett Robbins. All Rights Reserved.

**10** Point C is marked on the grid. What are its coordinates?

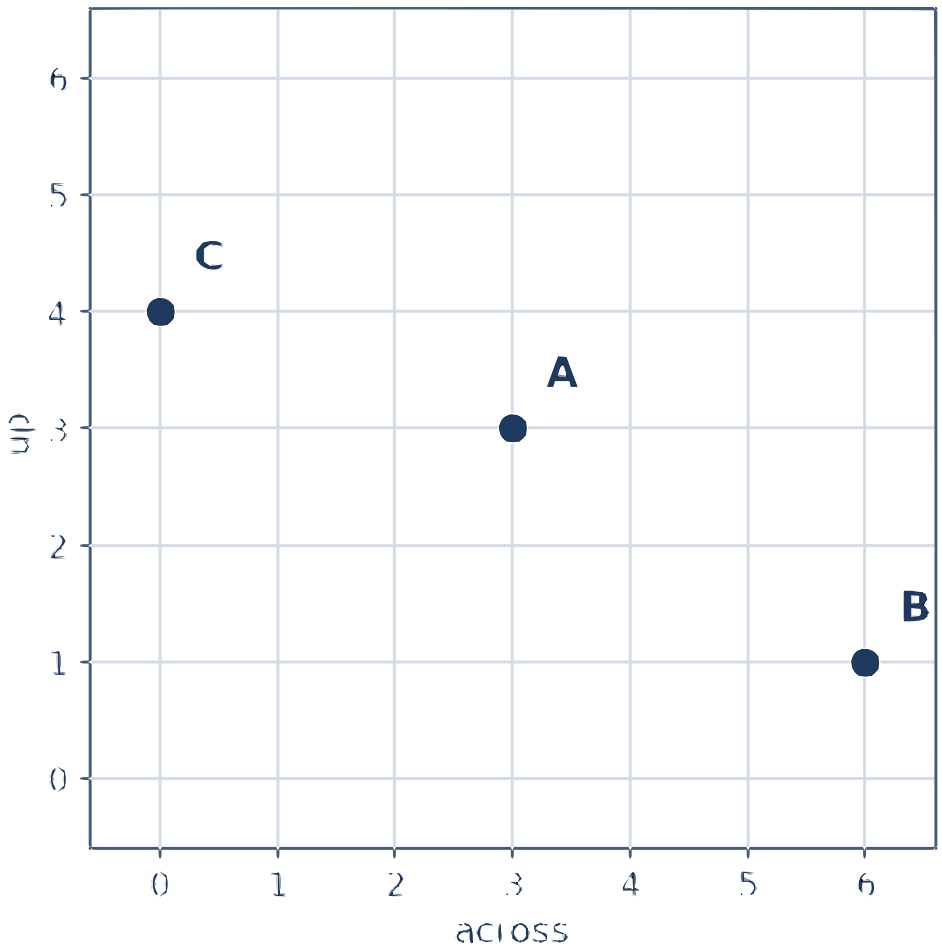


A (4, 0)

B (0, 4)

C (0, 5)

D (1, 4)

Understand It with Pulse

Flag a mistake

© 2026 Brett Robbins. All Rights Reserved.

## ANSWER KEY

**1.** (2, 6)

**2.** 2

**3.** B

**4.** (3, 4)

**5.** B

**6.** B

**7.** (3, 3)

**8.** 2 across and 6 up

**9.** A

**10.** (0, 4)

© 2026 Brett Robbins. All Rights Reserved.