BRITISH COLUMBIA ANATOMY AND PHYSIOLOGY 12 (MATPH12) · UNIT C · 25 QUESTIONS

Circulatory and Urinary Systems — Practice Test

This practice test was made by AI and there may be mistakes. If a question or answer looks wrong, use the Flag a mistake button to let Brett know so he can fix it.

1 **The chamber of the heart that pumps blood to the whole body is the**

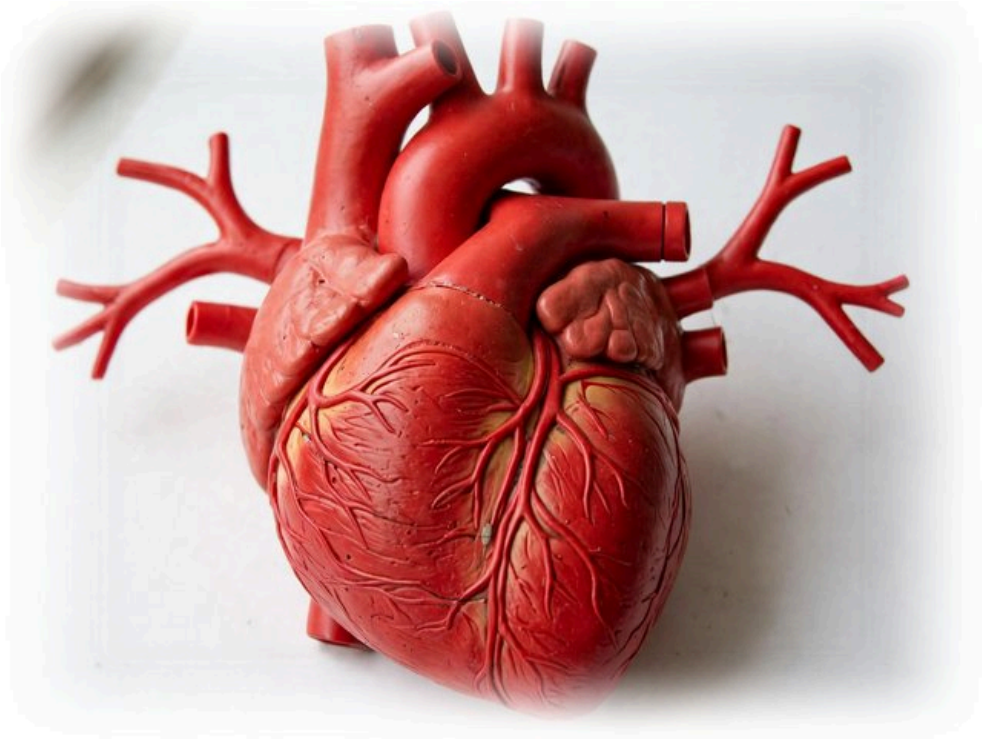

A left ventricle

B right atrium

C left atrium

D right ventricle

Understand It with Pulse | Flag a mistake

2 **The chamber that receives oxygen poor blood from the body is the**

A left ventricle

B right atrium

C left atrium

D right ventricle

Understand It with Pulse | Flag a mistake

3 **Valves in the heart and veins prevent**

A blood clotting

B fast flow

C backflow of blood

D oxygen loss

Understand It with Pulse | Flag a mistake

4 **Arteries carry blood**

A only to the lungs

B only to the heart

C only when oxygen poor

D away from the heart

Understand It with Pulse | Flag a mistake

5 **Exchange of materials between blood and tissues happens mainly in**

A capillaries

B arteries

C veins

D valves

Understand It with Pulse | Flag a mistake

6 **The blood component that carries oxygen is the**



A platelet

B red blood cell

C white blood cell

D plasma protein

Understand It with Pulse | Flag a mistake

7 **The blood component that helps fight infection is the**

A platelet

B plasma

C white blood cell

D red blood cell

Understand It with Pulse | Flag a mistake

8 **The blood component that helps blood clot is the**

A red blood cell

B white blood cell

C plasma

D platelet

Understand It with Pulse | Flag a mistake

9 **In a typical adult blood pressure reading, the higher number is the**



A systolic pressure

B diastolic pressure

C pulse pressure

D venous pressure

Understand It with Pulse | Flag a mistake

10 **Systolic pressure is measured when the ventricles are**

- A relaxing
- B contracting
- C filling slowly
- D blocked

Understand It with Pulse | Flag a mistake

11 **A healthy resting systolic pressure for many adults is about**

ANSWER _____

Understand It with Pulse | Flag a mistake

12 **The pulmonary circuit carries blood between the heart and the**

- A body tissues
- B kidneys
- C lungs
- D liver

Understand It with Pulse | Flag a mistake

13 **The systemic circuit carries blood between the heart and the**

- A lungs
- B kidneys only
- C brain only
- D body tissues

Understand It with Pulse | Flag a mistake

14 **The functional unit of the kidney is the**

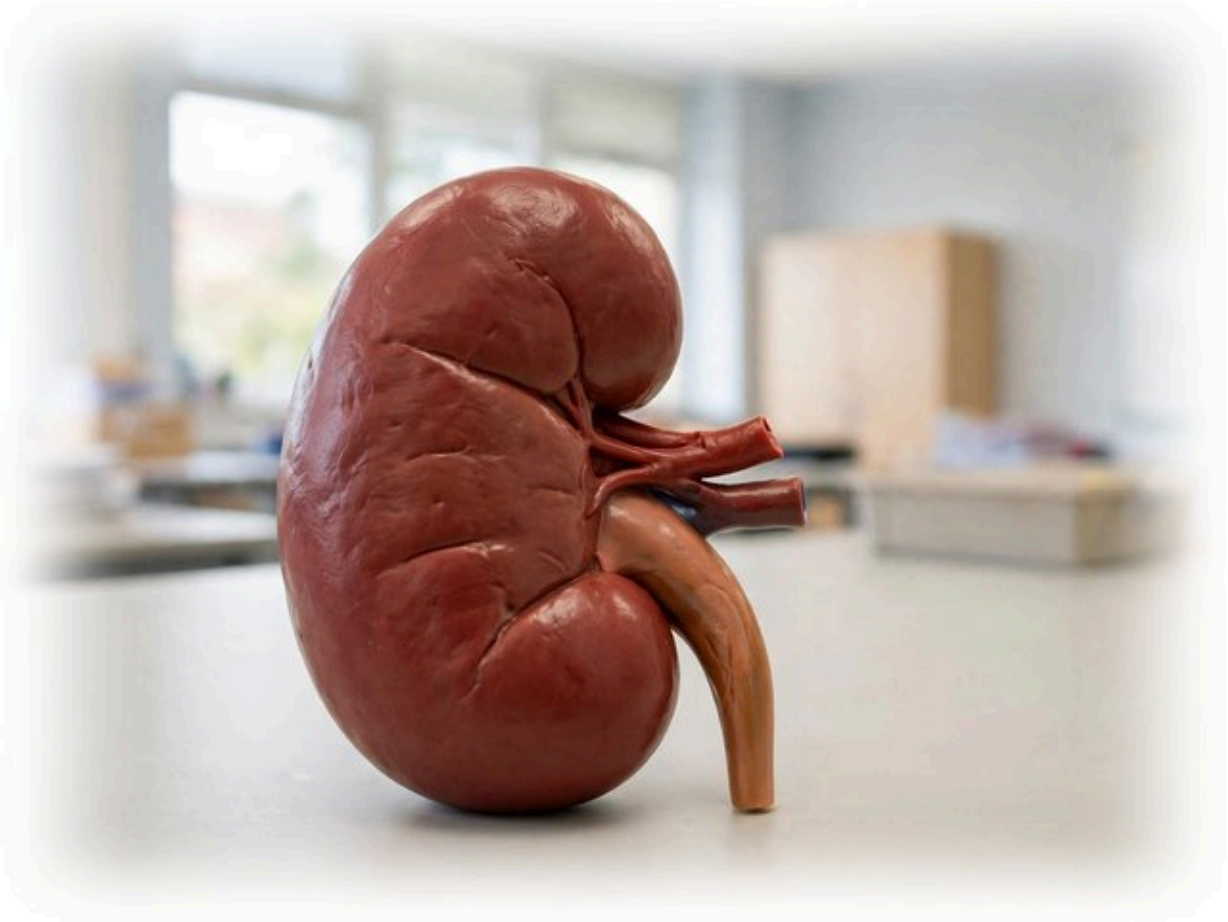

A nephron

B alveolus

C villus

D glomerulus only

Understand It with Pulse | Flag a mistake

15 **Filtration of blood in a nephron begins in the**

A loop of Henle

B glomerulus

C collecting duct

D ureter

Understand It with Pulse | Flag a mistake

16 **Useful substances filtered out of blood are returned to blood by**

A secretion

B filtration

C reabsorption

D excretion

Understand It with Pulse | Flag a mistake

17

The graph shows heart rate at rest, during exercise and in recovery. Heart rate is highest

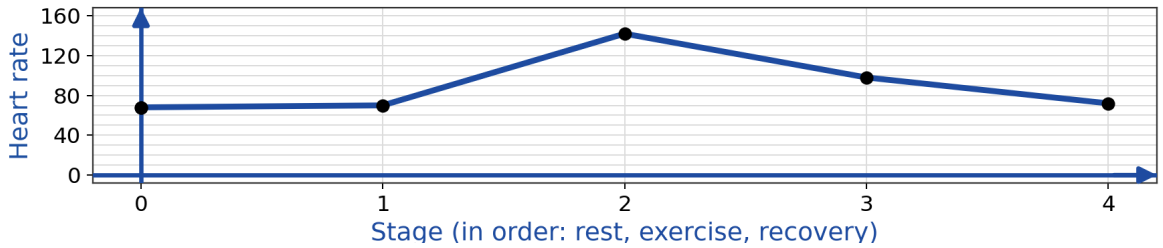

A at rest

B in recovery

C before exercise

D during exercise

Understand It with Pulse | Flag a mistake

18 **The diagram compares arteries and veins. The feature shared by both vessel types is that they**

18 **The diagram compares arteries and veins. The feature shared by both vessel types is that they**

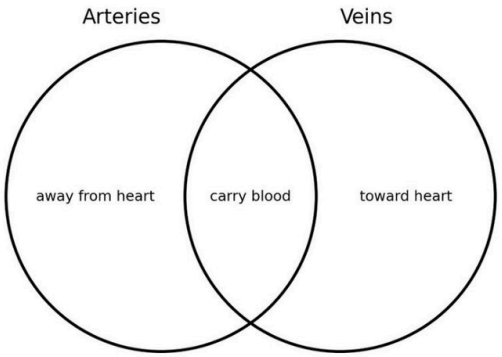

Question 18

The diagram compares arteries and veins. The feature shared by both vessel types is that they

A) carry blood

B) have thick muscular walls

C) carry only oxygen rich blood

D) contain valves throughout

A carry blood

B have thick muscular walls

C carry only oxygen rich blood

D contain valves throughout

A carry blood

B have thick muscular walls

C carry only oxygen rich blood

D contain valves throughout

Understand It with Pulse | Flag a mistake

19 **The hormone that increases water reabsorption in the kidney is**

A insulin

B adrenaline

C thyroxine

D ADH

Understand It with Pulse | Flag a mistake

20 **When the body is dehydrated, ADH levels normally**



A rise

B fall

C stay at zero

D stop changing

Understand It with Pulse | Flag a mistake

21 **More ADH leads to urine that is**

- **A** more dilute
- **B** larger in volume
- **C** free of urea
- **D** more concentrated

Understand It with Pulse | Flag a mistake

22 **The graph shows urine output as ADH level rises. As ADH rises, urine output**

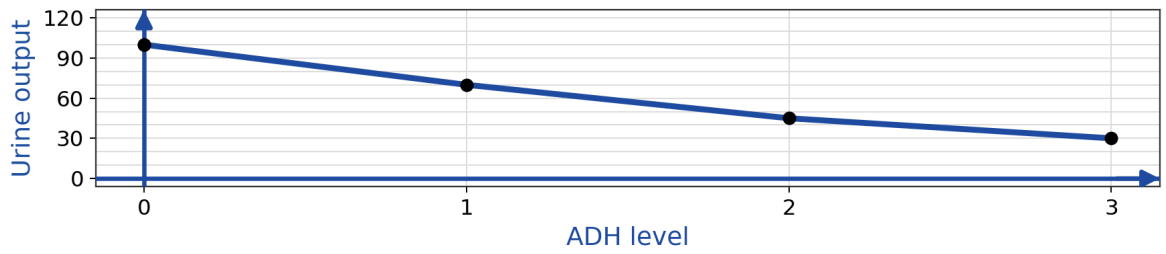

- **A** increases
- **B** stays the same
- **C** drops to zero at once
- **D** decreases

Understand It with Pulse | Flag a mistake

23 **The kidneys help homeostasis by regulating**

- A water, salts and blood pH
- B oxygen intake only
- C food digestion
- D nerve impulses

Understand It with Pulse | Flag a mistake

24 **A person with kidney failure may receive dialysis because dialysis**

- A replaces the heart
- B filters wastes from blood
- C adds oxygen to blood
- D digests protein

Understand It with Pulse | Flag a mistake

25

Blood pressure rises when blood volume

A falls

B increases

C stays the same

D becomes zero

Understand It with Pulse

Flag a mistake

ANSWER KEY

1. A
2. B
3. C
4. D
5. A
6. B
7. C
8. D
9. A
10. B
11. 120
12. C
13. D
14. A
15. B
16. C
17. D
18. A
19. D
20. A
21. D
22. D
23. A
24. B
25. B

© 2026 Brett Robbins. All Rights Reserved.