ENGLAND GCSE COMBINED SCIENCE AQA TRILOGY FOUNDATION · UNIT 12 · 10 QUESTIONS

Energy Changes — Practice Test

This practice test was made by AI and there may be mistakes. If a question or answer looks wrong, use the Flag a mistake button so it can be fixed.

1 **An ice cream cone melts. What is the melting point of the ice cream?**

- A around 37 degrees Celsius
- B around 0 degrees Celsius
- C around minus 20 degrees Celsius
- D around 100 degrees Celsius

Understand It with Pulse | Flag a mistake

2 **A chocolate cake is made from flour, sugar and eggs. Which ingredient provides protein?**

- A water
- B flour
- C eggs
- D sugar

Understand It with Pulse | Flag a mistake

3 **The diagram shows the energy profile for a reaction. The reactants are at energy 8, the peak is at 12 and the products are at 2. What is the activation energy?**

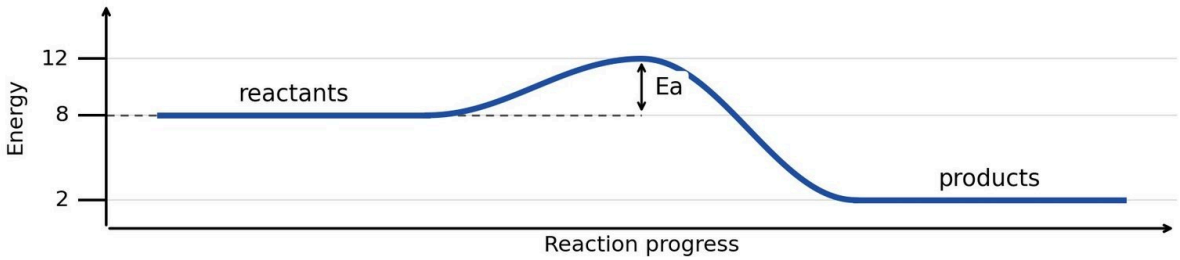

A 4

B 10

C 20

D 6

Understand It with Pulse

Flag a mistake

4 **What happens to the temperature during an exothermic reaction?**

A it falls then rises

B it stays the same

C it falls

D it rises

Understand It with Pulse | Flag a mistake

5 **The diagram shows the energy profile for a reaction. The reactants are at energy 6, the peak is at 14 and the products are at 2. What is the activation energy?**

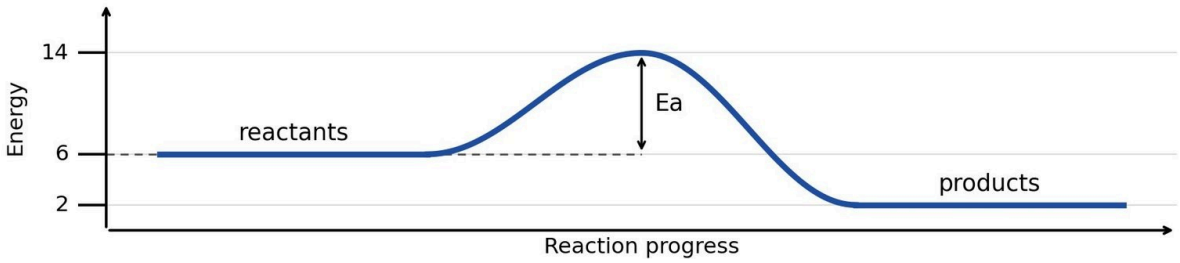

A 20

B 8

C 12

D 4

Understand It with Pulse

Flag a mistake

6 **A cheese pizza provides energy. Which nutrient provides most energy?**

A fat

B fibre

C protein

D vitamins

Understand It with Pulse | Flag a mistake

7 **A cup of coffee cools down. Energy is transferred to the surroundings. What type of change is this?**

A a reversible reaction

B an energy transfer

C a neutralisation

D a chemical change

Understand It with Pulse | Flag a mistake

8 **The diagram shows the energy profile for a reaction. The reactants are at energy 4, the peak is at 12 and the products are at 2. What is the activation energy?**

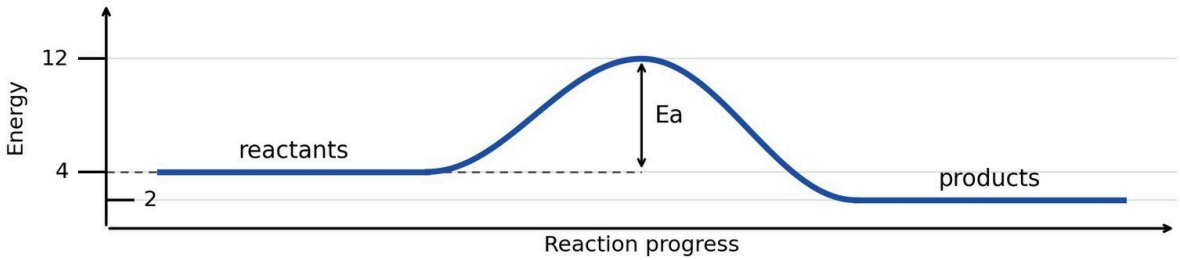

A 2

B 8

C 10

D 16

Understand It with Pulse | Flag a mistake

9

A thermometer measures temperature in degrees Celsius. What is the freezing point of water on this scale?

A 10

B 0

C 32

D 100

Understand It with Pulse

Flag a mistake

10 **The diagram shows the energy profile for a reaction. The reactants are at energy 4, the peak is at 12 and the products are at 1. What is the activation energy?**

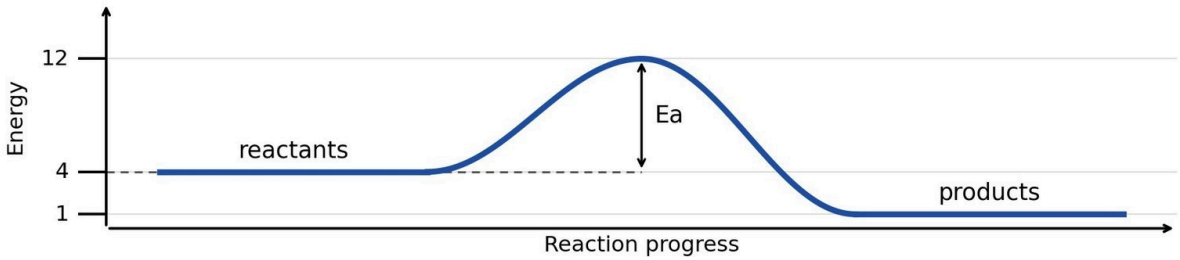

A 3

B 16

C 11

D 8

Understand It with Pulse | Flag a mistake

ANSWER KEY

1. B
2. C
3. A
4. D
5. B
6. A
7. B
8. B
9. B
10. D

© 2026 Brett Robbins. All Rights Reserved.