MANITOBA ESSENTIAL MATHEMATICS 30S · UNIT D · 25 QUESTIONS

Statistics — Practice Test

This practice test was made by AI and there may be mistakes. If a question or answer looks wrong, use the Flag a mistake button to let Brett know so he can fix it.

1 **In the data set 9, 12, 9, 14, 9, the mode is**

ANSWER _____

Understand It with Pulse | Flag a mistake

2 **The mean of 4, 6, 8, and 10 is**

ANSWER _____

Understand It with Pulse | Flag a mistake

3 **The median of 6, 8, 11, 13, and 15 is**

ANSWER _____

Understand It with Pulse | Flag a mistake

4 **The Venn diagram shows 4 in A only and 7 in B only. There are 14 in total. The number in both sets is**

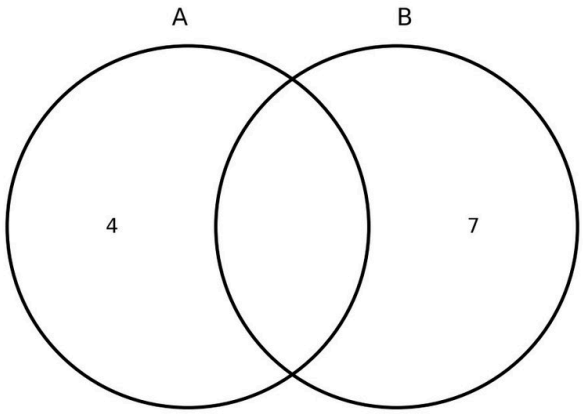

Question 4

The Venn diagram shows 4 in A only and 7 in B only. There are 14 in total. The number in both sets is

ANSWER

Understand It with Pulse | Flag a mistake

5 **A data set ranges from 4 to 23. Its range is**

ANSWER

Understand It with Pulse | Flag a mistake

6 **A triangle with all sides equal is**

A isosceles

B scalene

C equilateral

D right

Understand It with Pulse | Flag a mistake

7 **A triangle with no sides equal is**

A scalene

B isosceles

C equilateral

D right

Understand It with Pulse | Flag a mistake

8 **A triangle with two sides equal is**

A equilateral

B scalene

C obtuse

D isosceles

Understand It with Pulse | Flag a mistake

9 **An angle measuring 90 degrees is a**

A acute angle

B right angle

C obtuse angle

D straight angle

Understand It with Pulse | Flag a mistake

10 **An angle measuring less than 90 degrees is an**

A obtuse angle

B right angle

C acute angle

D reflex angle

Understand It with Pulse | Flag a mistake

11 **An angle measuring more than 90 degrees but less than 180 degrees is an**

A acute angle

B right angle

C reflex angle

D obtuse angle

Understand It with Pulse | Flag a mistake

12 **In a right triangle, the side opposite the right angle is the**

A adjacent

B opposite side

C hypotenuse

D base

Understand It with Pulse | Flag a mistake

13 **The highest or lowest point of a parabola is the**

A vertex

B intercept

C axis

D root

Understand It with Pulse | Flag a mistake

14 **The line that divides a parabola into two equal halves is the**

A directrix

B axis of symmetry

C asymptote

D tangent

Understand It with Pulse | Flag a mistake

15 **The longest side of a right triangle is the**

A adjacent

B hypotenuse

C opposite

D leg

Understand It with Pulse | Flag a mistake

16 **The mean of a data set is also called the**

- A average
- B median
- C mode
- D range

Understand It with Pulse | Flag a mistake

17 **The number of ways to choose 2 items from 5 items is**

ANSWER _____

Understand It with Pulse | Flag a mistake

18 **In the data set 4, 7, 4, 9, 4, the mode is**

ANSWER _____

Understand It with Pulse | Flag a mistake

19 **The mean of 7, 9, 11, and 13 is**

ANSWER _____

Understand It with Pulse | Flag a mistake

20 **The median of 7, 9, 12, 14, and 16 is**

ANSWER _____

Understand It with Pulse | Flag a mistake

21 **The Venn diagram shows 5 in A only, 5 in both, and 4 in B only. The number in both sets is**

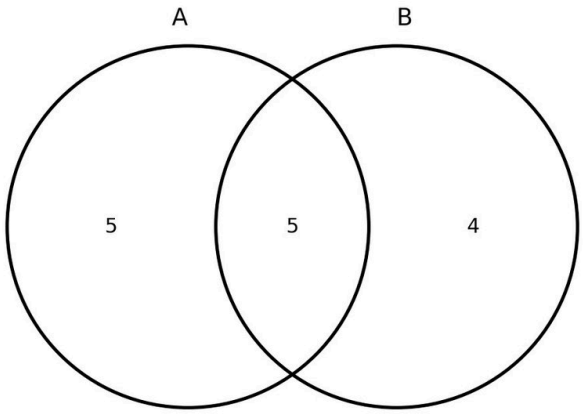

Question 21

The Venn diagram shows 5 in A only, 5 in both, and 4 in B only. The number in both sets is

ANSWER _____

Understand It with Pulse | Flag a mistake

22 **In the data set 8, 11, 8, 13, 8, the mode is**

ANSWER _____

Understand It with Pulse | Flag a mistake

23 **The mean of 8, 10, 12, and 14 is**

ANSWER _____

Understand It with Pulse | Flag a mistake

24 **The median of 3, 5, 8, 10, and 12 is**

ANSWER _____

Understand It with Pulse | Flag a mistake

25

The Venn diagram shows 6 in A only and 7 in B only. There are 16 in total. The number in both sets is

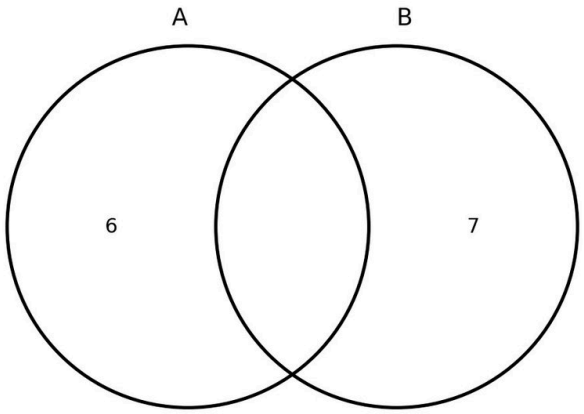

Question 25

The Venn diagram shows 6 in A only and 7 in B only. There are 16 in total. The number in both sets is

ANSWER

Understand It with Pulse

Flag a mistake

ANSWER KEY

1. 9
2. 7
3. 11
4. 3
5. 19
6. C
7. A
8. D
9. B
10. C
11. D
12. C
13. A
14. B
15. B
16. A
17. 10
18. 4
19. 10
20. 12
21. 5
22. 8
23. 11
24. 8
25. 3

© 2026 Brett Robbins. All Rights Reserved.