MANITOBA ESSENTIAL MATHEMATICS 40S · UNIT C · 25 QUESTIONS

Statistics — Practice Test

This practice test was made by AI and there may be mistakes. If a question or answer looks wrong, use the Flag a mistake button to let Brett know so he can fix it.

1 **The Venn diagram shows 3 in A only and 4 in B only. There are 9 in total. The number in both sets is**

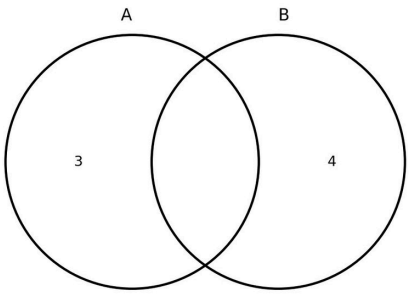

Question 1

The Venn diagram shows 3 in A only and 4 in B only. There are 9 in total. The number in both sets is

ANSWER

Understand It with Pulse | Flag a mistake

2 **The mean of 9, 11, 13, and 15 is**

ANSWER

Understand It with Pulse | Flag a mistake

3 **The median of 5, 7, 10, 12, and 14 is**

ANSWER _____

Understand It with Pulse | Flag a mistake

4 **A data set ranges from 11 to 19. Its range is**

ANSWER _____

Understand It with Pulse | Flag a mistake

5 **In the data set 8, 11, 8, 13, 8, the mode is**

ANSWER _____

Understand It with Pulse | Flag a mistake

6 **A bag has 7 red balls out of 10 balls in total. The probability of drawing red, as a percent, is**

ANSWER _____

Understand It with Pulse | Flag a mistake

7 **The number of ways to choose 2 items from 7 items is**

ANSWER _____

Understand It with Pulse | Flag a mistake

8 **The Venn diagram shows 4 in A only and 7 in B only. There are 15 in total. The number in both sets is**

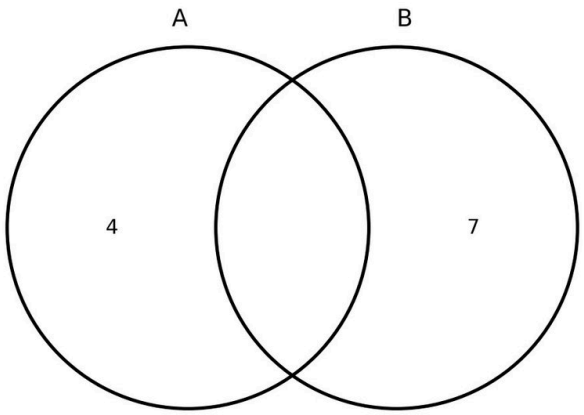

Question 8

The Venn diagram shows 4 in A only and 7 in B only. There are 15 in total. The number in both sets is

ANSWER _____

Understand It with Pulse | Flag a mistake

9 **The mean of 4, 6, 8, and 10 is**

ANSWER _____

Understand It with Pulse | Flag a mistake

10 **The median of 6, 8, 11, 13, and 15 is**

ANSWER _____

Understand It with Pulse | Flag a mistake

11 **A data set ranges from 2 to 12. Its range is**

ANSWER _____

Understand It with Pulse | Flag a mistake

12 **In the data set 9, 12, 9, 14, 9, the mode is**

ANSWER _____

Understand It with Pulse | Flag a mistake

13 **A bag has 2 red balls out of 10 balls in total. The probability of drawing red, as a percent, is**

ANSWER _____

Understand It with Pulse | Flag a mistake

14 **The number of ways to choose 2 items from 8 items is**

ANSWER

Understand It with Pulse | Flag a mistake

15 **The Venn diagram shows 5 in A only, 6 in both, and 4 in B only. The number in both sets is**

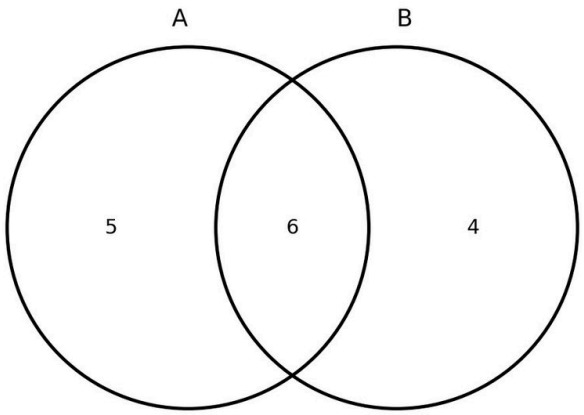

Question 15

The Venn diagram shows 5 in A only, 6 in both, and 4 in B only. The number in both sets is

ANSWER

Understand It with Pulse | Flag a mistake

16 **Two lines that never meet are**

A perpendicular

B intersecting

C parallel

D coincident

Understand It with Pulse | Flag a mistake

17 **Two lines that meet at a right angle are**

A parallel

B coincident

C skew

D perpendicular

Understand It with Pulse | Flag a mistake

18 The point where a graph crosses the y axis is the

Question 18

The point where a graph crosses the y axis is the

A) y intercept

B) x intercept

C) vertex

D) origin

- **A** y intercept
- **B** x intercept
- **C** vertex
- **D** origin

Understand It with Pulse | Flag a mistake

19 The point where a graph crosses the x axis is the

Question 19

The point where a graph crosses the x axis is the

A) y intercept

B) x intercept

C) vertex

D) origin

- A y intercept
- B x intercept
- C vertex
- D origin

Understand It with Pulse | Flag a mistake

20 The highest or lowest point of a parabola is the

- A intercept
- B axis
- C vertex
- D root

Understand It with Pulse | Flag a mistake

21 **The line that divides a parabola into two equal halves is the**

A directrix

B asymptote

C tangent

D axis of symmetry

Understand It with Pulse | Flag a mistake

22 **A triangle with all sides equal is**

A equilateral

B isosceles

C scalene

D right

Understand It with Pulse | Flag a mistake

23 **A triangle with two sides equal is**

A equilateral

B isosceles

C scalene

D obtuse

Understand It with Pulse | Flag a mistake

24 **A triangle with no sides equal is**

A isosceles

B equilateral

C scalene

D right

Understand It with Pulse | Flag a mistake

25 **The longest side of a right triangle is the**

A adjacent

B opposite

C leg

D hypotenuse

Understand It with Pulse | Flag a mistake

ANSWER KEY

1.	2	**10.**	11	**19.**	B
2.	12	**11.**	10	**20.**	C
3.	10	**12.**	9	**21.**	D
4.	8	**13.**	20	**22.**	A
5.	8	**14.**	28	**23.**	B
6.	70	**15.**	6	**24.**	C
7.	21	**16.**	C	**25.**	D
8.	4	**17.**	D		
9.	7	**18.**	A		

© 2026 Brett Robbins. All Rights Reserved.