ELECTRICITY AND ELECTRIFICATION - PRACTICE TEST | NEW BRUNSWICK SCIENCE 10 (SCIENCE FOR SUSTAINABLE SOCIETIES) · UNIT B · 25 QUESTIONS

Electricity and Electrification — Practice Test

This practice test was made by AI and there may be mistakes. If a question or answer looks wrong, use the Flag a mistake button to let Brett know so he can fix it.

1 **A current of 2 amperes flows for 5 seconds. The charge transferred in coulombs is**

ANSWER _____

Understand It with Pulse | Flag a mistake

2 **A current of 3 amperes flows for 4 seconds. The charge transferred in coulombs is**

ANSWER _____

Understand It with Pulse | Flag a mistake

3 **A voltage of 12 volts across a resistance of 4 ohms gives a current in amperes of**

ANSWER _____

Understand It with Pulse | Flag a mistake

4 **A voltage of 20 volts across a resistance of 5 ohms gives a current in amperes of**

ANSWER

Understand It with Pulse | Flag a mistake

5 **A current of 2 amperes through a resistance of 6 ohms gives a voltage in volts of**

ANSWER

Understand It with Pulse | Flag a mistake

6 **A current of 5 amperes at 12 volts gives a power in watts of**

ANSWER

Understand It with Pulse | Flag a mistake

7 **A current of 3 amperes at 10 volts gives a power in watts of**

ANSWER

Understand It with Pulse | Flag a mistake

8 **A device uses 1200 watts for 2 hours. The energy used in watt hours is**

ANSWER

Understand It with Pulse | Flag a mistake

9 **The diagram shows two plates with voltage 12 volts and separation 2 metres. The electric field strength in volts per metre is**

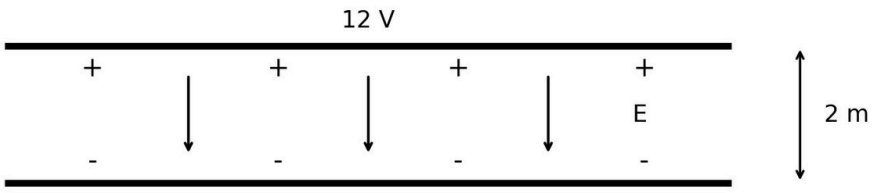

Question 9

The diagram shows two plates with voltage 12 volts and separation 2 metres. The electric field strength in volts per metre is

ANSWER

Understand It with Pulse | Flag a mistake

10 **The diagram shows two plates with voltage 20 volts and separation 4 metres. The electric field strength in volts per metre is**

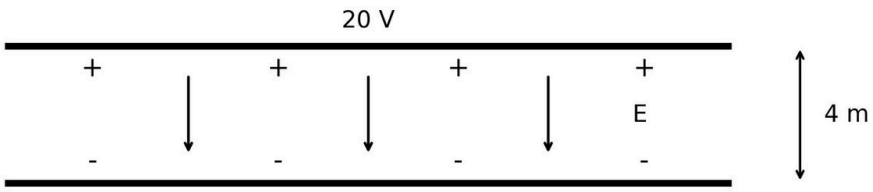

Question 10

The diagram shows two plates with voltage 20 volts and separation 4 metres. The electric field strength in volts per metre is

ANSWER

Understand It with Pulse | Flag a mistake

11 **Electric current is the flow of**

A charge

B light

C heat only

D sound

Understand It with Pulse | Flag a mistake

12 **Voltage is best described as energy per unit**

A time

B charge

C mass

D length

Understand It with Pulse | Flag a mistake

13 **Resistance is measured in**

A amperes

B volts

C ohms

D watts

Understand It with Pulse | Flag a mistake

14 **In a series circuit the current is the**

A greatest at the battery only

B zero at the end

C different in each branch

D same everywhere

Understand It with Pulse | Flag a mistake

15 **In a parallel circuit the voltage across each branch is the**

A same

B different always

C zero

D doubled

Understand It with Pulse | Flag a mistake

16 **Static electricity builds up when charges are**

A destroyed

B separated

C cooled

D hidden

Understand It with Pulse | Flag a mistake

17 **Like charges do what to each other**

A repel

B attract

C cancel

D ignore

Understand It with Pulse | Flag a mistake

18 **Opposite charges do what to each other**

A repel

B cancel

C ignore

D attract

Understand It with Pulse | Flag a mistake

19 **An electric field points away from a positive charge and toward a**

A negative charge

B positive charge

C magnet

D wire

Understand It with Pulse | Flag a mistake

20

In the field diagram the field at point P points from the positive plate toward the

Question 20

In the field diagram the field at point P points from the positive plate toward the

A) positive plate

B) negative plate

C) top of the page

D) bottom of the page

A positive plate

B negative plate

C top of the page

D bottom of the page

Understand It with Pulse

Flag a mistake

21 **Which material would be the best choice for the handle of a tool used to work on live electrical wires?**

A Copper

B Aluminium

C Rubber

D Steel

Understand It with Pulse | Flag a mistake

22 **Electrification by rubbing transfers**

A protons

B neutrons

C photons only

D electrons

Understand It with Pulse | Flag a mistake

23 **A fuse protects a circuit by breaking the circuit when current is too**

- A high
- B low
- C steady
- D slow

Understand It with Pulse | Flag a mistake

24 **Power in watts equals voltage times**

- A resistance
- B current
- C charge
- D time

Understand It with Pulse | Flag a mistake

25

The diagram shows field lines between two opposite charges. At point P the field direction is toward the

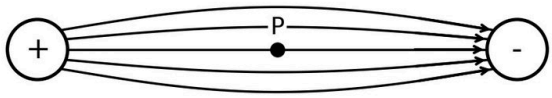

Question 25

The diagram shows field lines between two opposite charges. At point P the field direction is toward the

A) positive charge

B) top of the page

C) negative charge

D) bottom of the page

A positive charge

B top of the page

C negative charge

D bottom of the page

Understand It with Pulse

Flag a mistake

ANSWER KEY

1.	10	**10.**	5	**19.**	A
2.	12	**11.**	A	**20.**	B
3.	3	**12.**	B	**21.**	C
4.	4	**13.**	C	**22.**	D
5.	12	**14.**	D	**23.**	A
6.	60	**15.**	A	**24.**	B
7.	30	**16.**	B	**25.**	C
8.	2400	**17.**	A		
9.	6	**18.**	D		

© 2026 Brett Robbins. All Rights Reserved.