ONTARIO FUNCTIONS, GRADE 11, UNIVERSITY PREPARATION (MCR3U) · UNIT B · 10 QUESTIONS

Exponential Functions — Practice Test

This practice test was made by AI and there may be mistakes. If a question or answer looks wrong, use the Flag a mistake button to let Brett know so he can fix it.

1 **An investment of 1000 dollars grows by a factor of 1.1 each year. Its value after 4 years, to the nearest dollar, is**



A 1564

B 1364

C 1400

D 1464

Understand It with Pulse | Flag a mistake

2 **An investment of 1000 dollars grows by a factor of 1.1 each year. Its value after 5 years, to the nearest dollar, is**

A 1611

B 1711

C 1511

D 1500

Understand It with Pulse | Flag a mistake

3 **A substance has a half life of 4 years. Starting with 640 grams, the amount remaining after 8 years, in grams, is**



A 320

B 80

C 160

D 240

Understand It with Pulse | Flag a mistake

4 **A substance has a half life of 5 years. Starting with 640 grams, the amount remaining after 10 years, in grams, is**

- A 160
- B 320
- C 80
- D 240

Understand It with Pulse | Flag a mistake

5 **A substance has a half life of 3 years. Starting with 640 grams, the amount remaining after 9 years, in grams, is**

- A 160
- B 40
- C 80
- D 91

Understand It with Pulse | Flag a mistake

6 **A substance has a half life of 6 years. Starting with 640 grams, the amount remaining after 12 years, in grams, is**

- A 320
- B 80
- C 240
- D 160

Understand It with Pulse | Flag a mistake

7 **The graph shows an exponential function. The value of the function at the marked point is Figure 1**

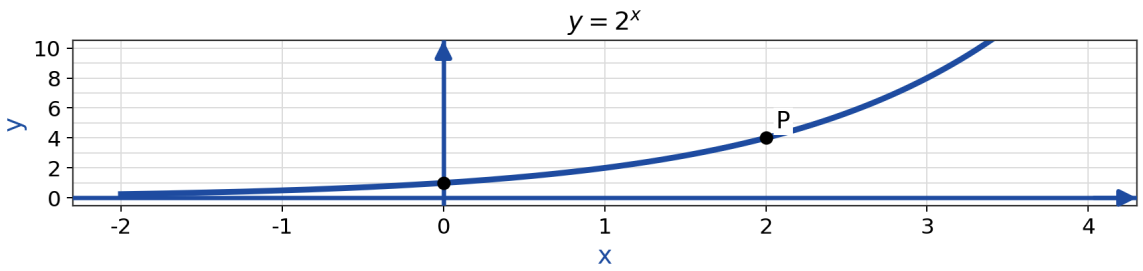

A 8

B 4

C 2

D 5

Understand It with Pulse

Flag a mistake

8 **The graph shows an exponential function. The value of the function at the marked point is Figure 2**

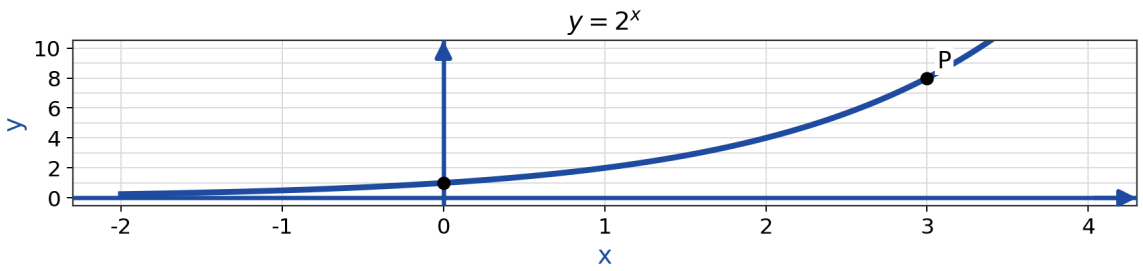

A 16

B 8

C 4

D 9

Understand It with Pulse

Flag a mistake

9 **The graph shows an exponential function. The value of the function at the marked point is Figure 3**

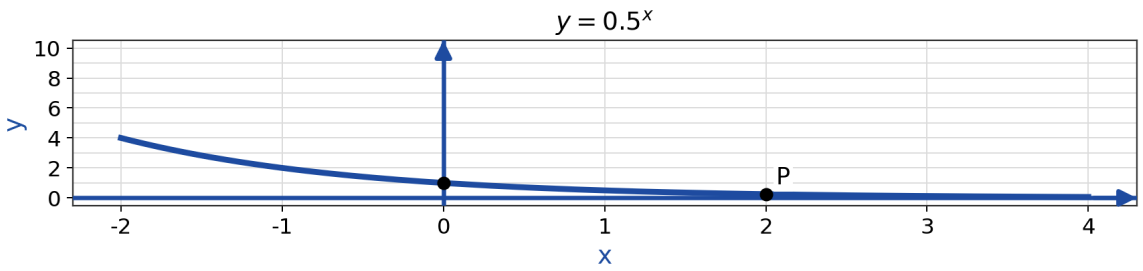

A 0.5

B 0.25

C 0.12

D 1.25

Understand It with Pulse

Flag a mistake

10 **The graph shows an exponential function. The value of the function at the marked point is Figure 4**

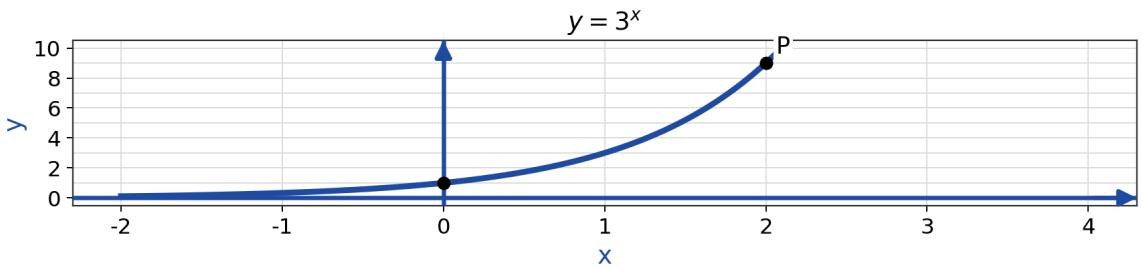

A 18

B 9

C 4.5

D 10

Understand It with Pulse | Flag a mistake

ANSWER KEY

1. D
2. A
3. C
4. A
5. C
6. D
7. B
8. B
9. B
10. B

© 2026 Brett Robbins. All Rights Reserved.